



Heat-Base™ 750

Residential

Slim and unobtrusive, the low profile Model 750's BTU output is ideal for efficient, economical residential installations.* Standard 22 gauge front cover and optional heavy duty 18 gauge front cover (**Model 758**).

*Available with 1/2" Copper

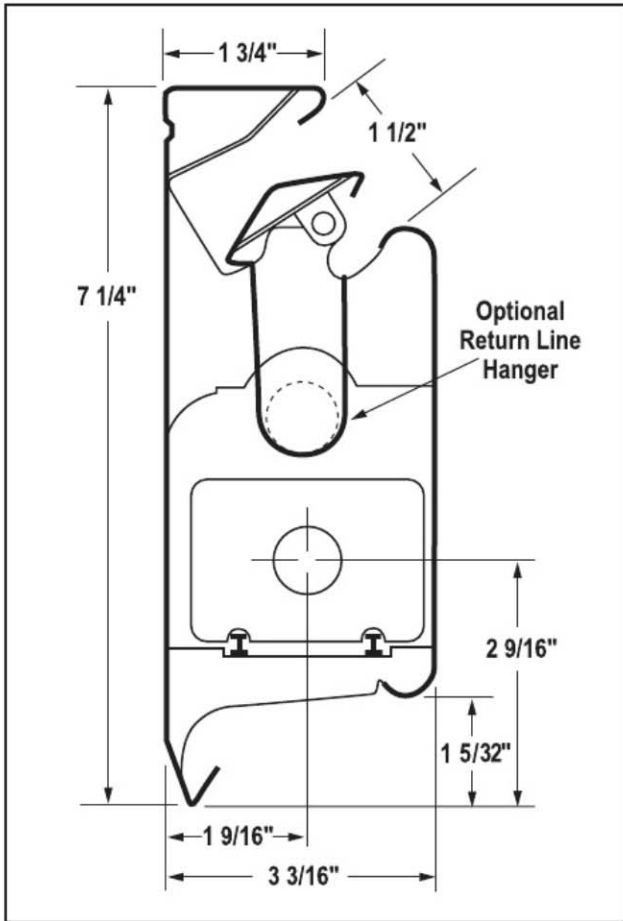


Table 1 — HEATING CAPACITIES, BTU PER HR PER LIN. FT. 65° ENTERING AIR TEMPERATURE

Model	Nom. Tube Size	Alum. Fin Dimensions		Thick-ness	Fin Spacing Fins/Ft.	Water Rate GPM	HOT WATER RATINGS															
		H	W				AVERAGE WATER TEMPERATURE °F															
							90°	100°	110°	120°	130°	140°	150°	160°	170°	180°	190°	200°	210°	220°	230°	240°
HEAT-BASE 750-1B	3/4" Copper	2 1/8"	2 1/2"	0.008	54.5	4	70*	110*	170*	230*	280*	340*	410	480	550	610	690	760	820	900	970	1,040
		Natural Finish	1			70*	110*	160*	210*	270*	330*	390	450	520	580	650	720	780	850	920	980	

* Ratings at 140°F and lower temperatures determined by multiplying 150°F rating by the applicable reduction factor.

All the above ratings are based on active length, which is 3" less than total length, and includes a 15% addition for heating effect.

Ratings: Heating capacities are listed in Table 1 for two flow rates: 1 GPM and 4 GPM. The use of ratings at 4 GPM is limited to installations where the water flow rate through the baseboard unit is equal to or greater than 4 GPM. Where the water flow rate through the baseboard is not known, the ratings at the standard flow rate of 1 GPM must be used.

Table 2 — FACTORS FOR RATINGS AT FLOW OTHER THAN STANDARD AND PRESSURE DROP VALUES

Rate of Flow GPM	1.0	1.5	2.0	2.5	3.0	3.5	4.0	4.5	5.0	6.0
Factor	1.000	1.016	1.028	1.038	1.045	1.051	1.057	1.062	1.067	1.074
Pressure Drop 3/4" Tube Mill inches per ft.	47	96	157	230	320	420	525	650	775	1,060

Note: If the calculated water flow rate through a baseboard unit in a completely designed hot water heating system is greater than the standard flow rate (1 GPM), the rating of that unit may be increased by multiplying the standard rating at 1 GPM by the factor shown for the calculated flow rate.



Complete Baseboard

Model	Home Depot Internet #	Description
HB750-2FA	303516965	2 ft. Fully Assembled Enclosure and Element Hydronic Baseboard
HB750-3FA	303516970	3 ft. Fully Assembled Enclosure and Element Hydronic Baseboard
HB750-4FA	303516969	4 ft. Fully Assembled Enclosure and Element Hydronic Baseboard
HB750-5FA	303516974	5 ft. Fully Assembled Enclosure and Element Hydronic Baseboard
HB750-6FA	303516972	6 ft. Fully Assembled Enclosure and Element Hydronic Baseboard
HB750-7FA	303516957	7 ft. Fully Assembled Enclosure and Element Hydronic Baseboard
HB750-8FA	303516956	8 ft. Fully Assembled Enclosure and Element Hydronic Baseboard

Baseboard does not include end caps; End caps and other accessories must be purchased separately



Enclosure Only Baseboard

Model	Home Depot Internet #	Description
HB750-2E	303516966	2 ft. Hydronic Heating Enclosure Only
HB750-3E	303516964	3 ft. Hydronic Heating Enclosure Only
HB750-4E	303516963	4 ft. Hydronic Heating Enclosure Only
HB750-5E	303516975	5 ft. Hydronic Heating Enclosure Only
HB750-6E	303516973	6 ft. Hydronic Heating Enclosure Only
HB750-7E	303516962	7 ft. Hydronic Heating Enclosure Only
HB750-8E	303516967	8 ft. Hydronic Heating Enclosure Only

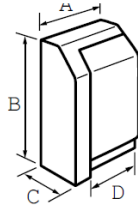

Baseboard does not include end caps; End caps and other accessories must be purchased separately



HAYDON®

HEAT-BASE™ 750

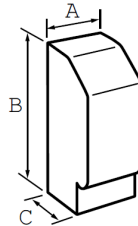

SNAP-ON ACCESSORIES



VALVE ENCLOSURE/HINGED END CAP

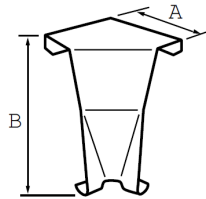

Model	A	B	C	D
HB750-HRE*	4"	7 ³ / ₁₆ "	3 ¹ / ₈ "	2 ⁷ / ₁₆ "
HB750-HLE*	4"	7 ³ / ₁₆ "	3 ¹ / ₈ "	2 ⁷ / ₁₆ "

* Not available online—must be Special Ordered at your local Home Depot ProDesk



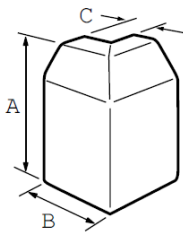

END CAP

Model	Home Depot Internet #	A	B	C
HB750-RE	303516958	3"	7 ³ / ₁₆ "	3 ¹ / ₈ "
HB750-LE	303516968	3"	7 ³ / ₁₆ "	3 ¹ / ₈ "
HB750-RE6	315156170	6"	7 ³ / ₁₆ "	3 ¹ / ₈ "
HB750-LE6	315156168	6"	7 ³ / ₁₆ "	3 ¹ / ₈ "



INSIDE CORNER

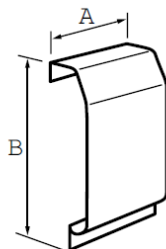
Model	Home Depot Internet #	A	B
HB750-IC90	303516959	4 ³ / ₄ "	6 ⁷ / ₁₆ "
HB750-IC135	315156126	3 ⁷ / ₈ "	6 ⁷ / ₁₆ "



OUTSIDE CORNER

Model	Home Depot Internet #	A	B	C
HB750-OC	303516960	6 ⁷ / ₁₆ "	4 ¹ / ₂ "	2 ¹ / ₁₆ "
HB750-OC135*		6 ⁷ / ₁₆ "	4 ⁷ / ₈ "	3 ¹ / ₄ "

* Not available online—must be Special Ordered at your local Home Depot ProDesk



WALL TRIM

Model	Home Depot Internet #	A	B
HB750-WT	303516971	3"	7 ³ / ₁₆ "
HB750-WT6*		6"	7 ³ / ₁₆ "

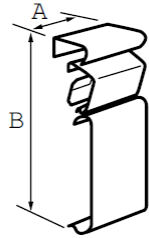

* Not available online—must be Special Ordered at your local Home Depot ProDesk



HAYDON®

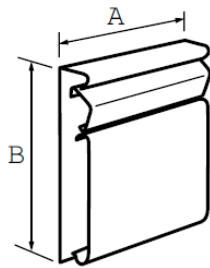

HEAT-BASE™ 750

SNAP-ON ACCESSORIES



JOINER SET

Model	Home Depot Internet #	A	B
HB750-JS	315156183	2"	6 ⁷ / ₁₆ "



COVER EXTENSION

Model	A	B
HB750-CE7*	7"	6 ³ / ₄ "
HB750-CE14*	14"	6 ³ / ₄ "

* Not available online—must be Special Ordered at your local Home Depot ProDesk

ADDITIONAL INFORMATION

All Haydon Heat-Base 750 Snap-on Accessories that are not available online can be Factory Special Ordered at a Home Depot ProDesk.

Factory Lead Time for Special Order items is 4+ weeks.

Please call 978-651-3300 with any questions.